

**FE Wet Sump Road Race Pans**

155	55410	1	Original 9 QT 427 Cobra Road Race Wet Sump Pan	649.60
155	55412	1	427 FE Mustang Front Sump Road Race Pan	496.60

**Oil System Accessories**

104	40203-01	1	FE Billet Remote Filter Adapter	97.50
010	50040	1	Billet Remote Filter Mount for Chevrolet Thread	96.00
104	40204-01	1	FE Cobra Cast Cylinder Head Filter Mount	138.00
104	40204-02	1	Steel FE Filter Mount Bracket	67.50
			package:	205.50

**Series 1 4 Stg System Right Side Mount**

Pump	001	14210-2142	1	4 stage pump, 1.50" Pressure, 3 x 1.25" Scavenge	1024.40
Mount	104	59410-01	1	FE Right Side Pump Adapter Plate	150.00
				package:	1174.40

**Series 1 4 Stg System Left Side Mount**

Pump	001	14220-2176	1	4 stage pump, 1.50" Pressure, 3 x 1.50" Scavenge	1050.00
Mount	104	59410-02	1	FE Left Side Pump Adapter Plate w/ Pressure Feed	84.00
				package:	1134.00

**Series 2 Pump Right Side Mount Alternatives**

004	44220-1244	1	4 Stage Pump, 1.50"P, 3x1.50" HiCapacity Scavenge	1150.00
004	44260-1244	1	4 Stage Pump, 1.50"P, 3x1.50" Rotor Scavenge	1316.00

**FE Dry Sump Pans for Most Applications**

156	56412	1	Ford FE 3 Pickup 5" Dry Sump pan, GT40/Cobra Chassis	496.00
152	52412	1	Ford FE 3 Pickup 3" Dry Sump Pan Right Side Outlets	464.00

**Right Side Mount Drive Assembly**

104	40414-02	1	Damper Sleeve FE 26T HTD	150.00
104	46102-44	1	44 Tooth 1" HTD Pump Pulley - 5/8" Shaft	80.90
104	46450-760	1	Belt 760-8x20 HTD	33.95
			package:	264.85

**Left Side Mount Drive Assembly**

104	46450-696	1	Belt 696-8x20 HTD	32.52
104	46102-42	1	42 Tooth 1" HTD Pump Pulley - 5/8" Shaft	80.90
104	40414-02	1	Damper Sleeve FE 26T HTD	150.00
			package:	263.42

**Cobra Tank Assembly**

109	50030	1	Replica 427 Cobra Fenderwell Tank Fabricate Alum	1050.00
-----	-------	---	--	---------

**6" Dry Sump Tank Assembly**

110	50025	1	2.5 Gallon System Capacity Tank, 25.5" Tall	346.00
110	50200	1	6" Tank Bracket Set	38.00
110	50212	1	AN12 Tank Fitting Set	38.00
110	50228	1	Additional Engine Vent inlet fitting installed	47.00
			package:	469.00

**9" Dry Sump Tank Assembly**

110	50030	1	3.0 Gallon System Capacity Tank, 18" Tall	346.00
110	50200-06	1	9" Tank Bracket Set	40.00
110	40212-12	1	AN12 Tank Fitting Set	38.00
110	50228	1	Additional Engine Vent inlet fitting installed	47.00
			package:	471.00

A variety of sight tube, probe heater, tank breather and vent options are available. Please contact us for information.

# AVIAID



## WET & DRY SUMP SYSTEMS FOR FORD "FE" ENGINES



*From the company that was the original OEM supplier to Shelby for the Cobra and GT-40. Today's products feature state-of-the-art industry-leading technology!*

10041 Canoga Ave.  
Chatsworth, CA 91311

818-998-8991 • (fax: 818-998-8993)

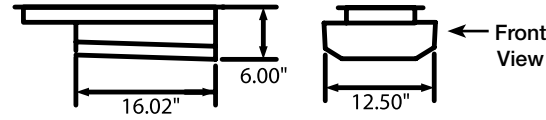
www.aviaid.com • e-mail: aviaid@aol.com

# WET SUMP PANS

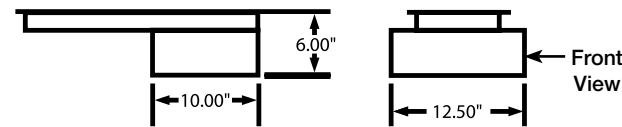


All Aviaid FE oil pans are manufactured from steel and are cadmium plated to match the OEM Cobra/GT style. They incorporate internal baffling and a windage screen as required for optimum oil control

#55410 Ford FE Wet Sump Pan (original 427 Cobra) 8410



#55412 Ford FE Wet Sump Pan (front sump Mustang)



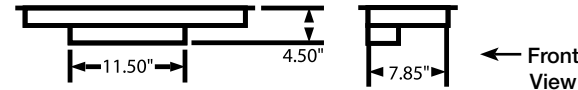
# DRY SUMP PANS



#56412 Ford FE Dry Sump Pan (fits Cobra and GT-40) Features 3 outlets on left side



#52412 Ford FE Dry Sump Pan (fits Cobra and GT-40) Features 3 outlets on right side



# BRACKETS & ADAPTERS



#59410-2 - Driver's side oil pump mount for FE with hardware and belt-tensioning shims. Also has a tap for an oil pressure gauge.



#59410-1 - FE oil pump mount for passenger side. Use with Series 1 pump equipped with horizontal pump mounts.



#40203-1 - Billet aluminum remote filter adapter. Bolts to FE block, facilitates use of remote filter and features an oil pressure gauge tap.

#40204-01 and 40204-02 Cast aluminum filter mount with steel mounting bracket. Attaches to cylinder head




# DRIVER & PASSENGER SIDE MOUNTS



Aviaid has developed mounts that attaché to either the left or right side of the block and allow the pump to be driven from the back side of the damper through use of a special damper sleeve for the HTD drive.



# SERIES 1 & SERIES 2 PUMPS



We offer 4-stage pumps in the standard Series 1 and higher performing Series 2 configurations. These include three scavenging and one pressure section. Pump choice is relative to engine displacement and modifications. Both right and left side mount setups are offered.



*Note: Single Stage external wet sump pumps available.*

# DRIVE KITS



FE drive includes a special damper sleeve, pump pulley and HTD belt.



#59410-01- Fuel Pump/Power Steering Adapter

# TANKS



#109 50030 Cobra tank

Our original style Cobra tank is a recreation of the tanks built for early dry sump cars. The original cars had special right side header and fender openings moved forward to allow for clearance. Aviaid also offers standard 6" diameter by 25.5" tall (2.5 gallon capacity) and compact 9" diameter by 18" tall (3 gallon capacity) dry sump tanks.



#110 50030



#110 50025